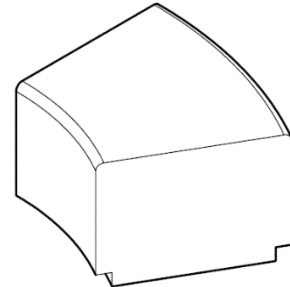




Product: 30° Curved Joiner

Description:

Modular 30° Curved Joiner unit for the Bamburgh range, designed to be used in an arrangement.
Precast concrete. Internal radius 906mm



Colour: Available in standard colours

White: WH03, WH06
Light Grey: LG01, LG02, LG05
Dark Grey: BL02
Black: BL03
Buff: YL01
Other colours available on request

Finish:

Concrete: Light Acid Etched
Timber: N/A
Other finishes available on request

Fixing: Surface Fixed

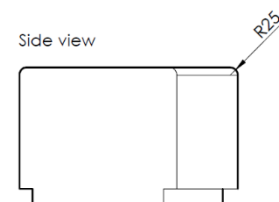
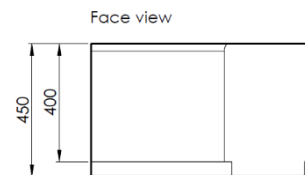
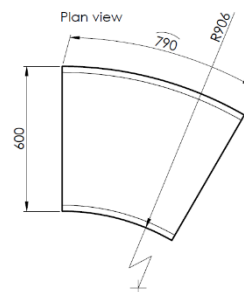
Unit should be placed on finished surface, using appropriate lifting equipment, no additional fixing required.
Optional fixing kit to secure the unit to foundation

Packing:

Banded & protected. 1 unit per pallet.
Unit to be removed from the pallet before installation.

Standard Shipping:

Dedicated delivery or pallet service available by request



Technical Details:

Length: 790mm
Depth: 600mm
Height: 450mm
Weight: 400Kg