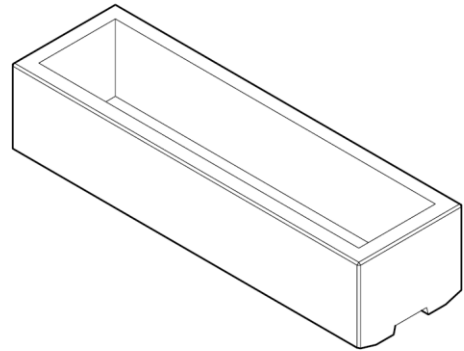




### Product: 2000 planter

#### Description:

Modular planter unit for the Adapt range, designed to be used in an arrangement or as a standalone unit.  
 Precast concrete.  
 Optional 2 x 30mm drain hole.  
 Internal lifting points for installation or repositioning



#### Colour: Available in standard colours

- White: WH03, WH06
- Light Grey: LG01, LG02, LG05
- Dark Grey: BL02
- Black: BL03
- Buff: YL01
- Other colours available on request

#### Finish:

- Concrete: Light Acid Etched
- Timber: N/A
- Other finishes available on request

#### Fixing: Surface Fixed

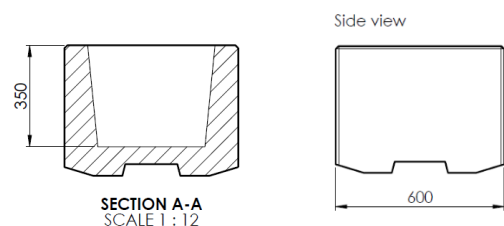

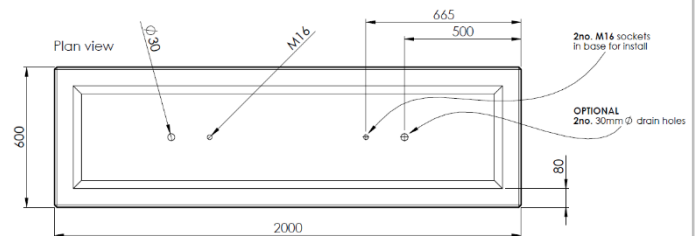
Unit should be placed on finished surface, using appropriate lifting equipment, no additional fixing required.  
 Optional fixing kit to secure the unit to foundation

#### Packing:

Banded. 1 unit per pallet.  
 Unit to be removed from the pallet before installation.

#### Standard Shipping:

Dedicated delivery or pallet service available by request



#### Technical Details:

- Length: 2000mm
- Depth: 600mm
- Height: 450mm
- Weight: 630Kg